

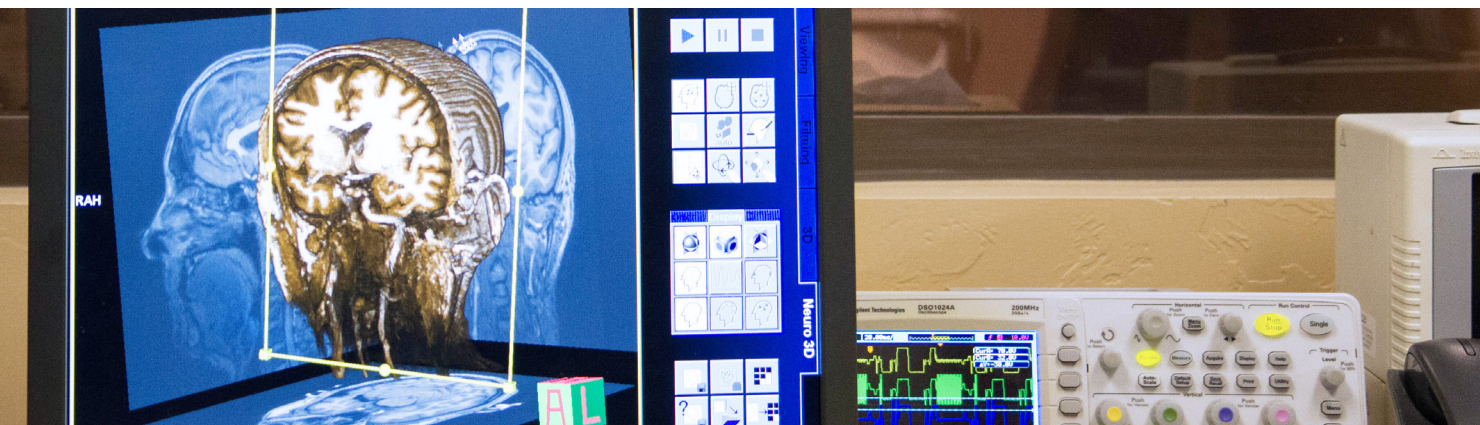
Imaging Cores, Biomedical Research Laboratory – MRI



Core Facilities Fair 2017

brought to you by





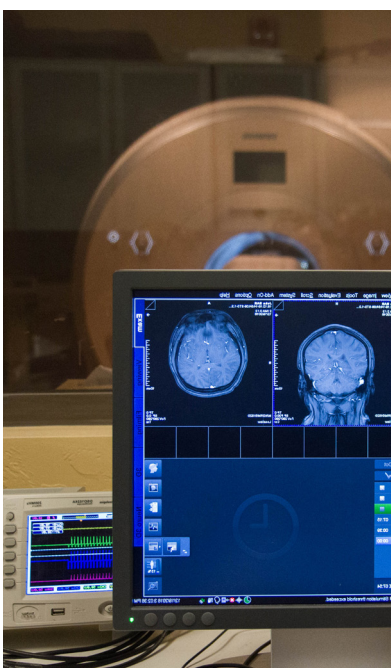
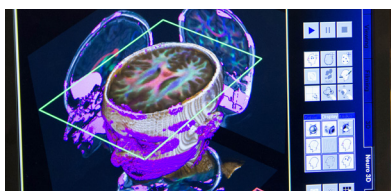
Imaging Cores, Biomedical Research Laboratory – MRI



Imaging Cores, Biomedical Research Laboratory – MRI or Magnetic Resonance Research Facility (MRRF) is dedicated to magnetic resonance imaging. In order to support MRI research within the University community and for industry partners, the MRRF houses a 3.0 Tesla Siemens Skyra VE11.

The MRRF regularly works with researchers in the UA's College of Science and College of Medicine, among others, as well as industry partners in pharmaceuticals, health care, veterinary care, and behavioral sciences.

The MRRF is able to support work that addresses a wide range of research questions, including questions related to arthritis, traumatic brain injuries, PTSD, cancer treatment efficacy, depression, kidney transplant viability, CPR, Alzheimer's, complex grief, and healthy aging.



Engage with us today

Contact

Scott Squire
Principal Research Specialist
ssquire@email.arizona.edu
520-245-6272

Location

Magnetic Resonance
Imaging Lab
Building 225
Warren Building