

The University of Arizona

HSPP Metrics 2010 Calendar Year

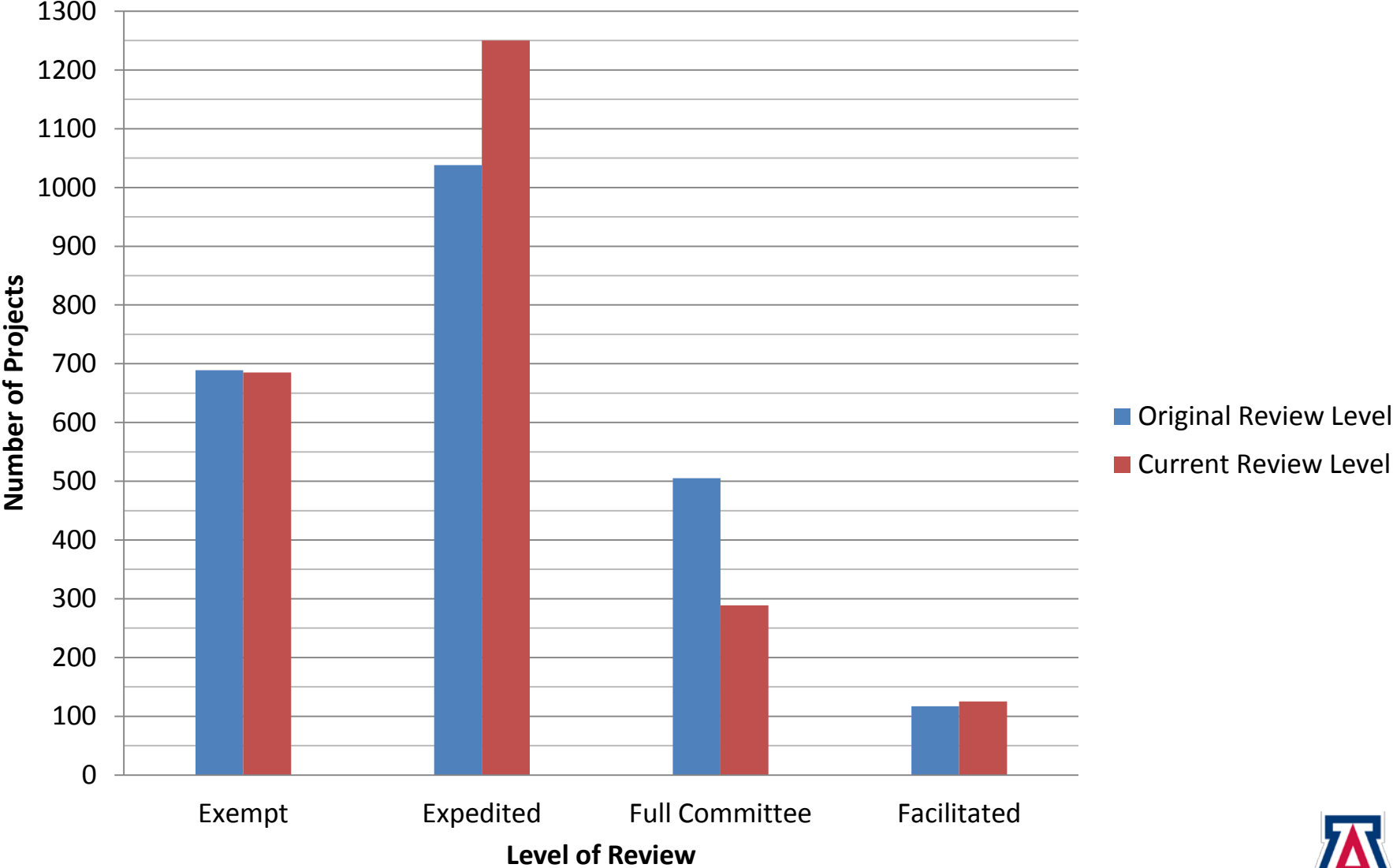
Compiled by: Wendy Tate, PSM, CIP
Assistant Director, Process Improvement and Compliance
Human Subjects Protection Program
January 25, 2011



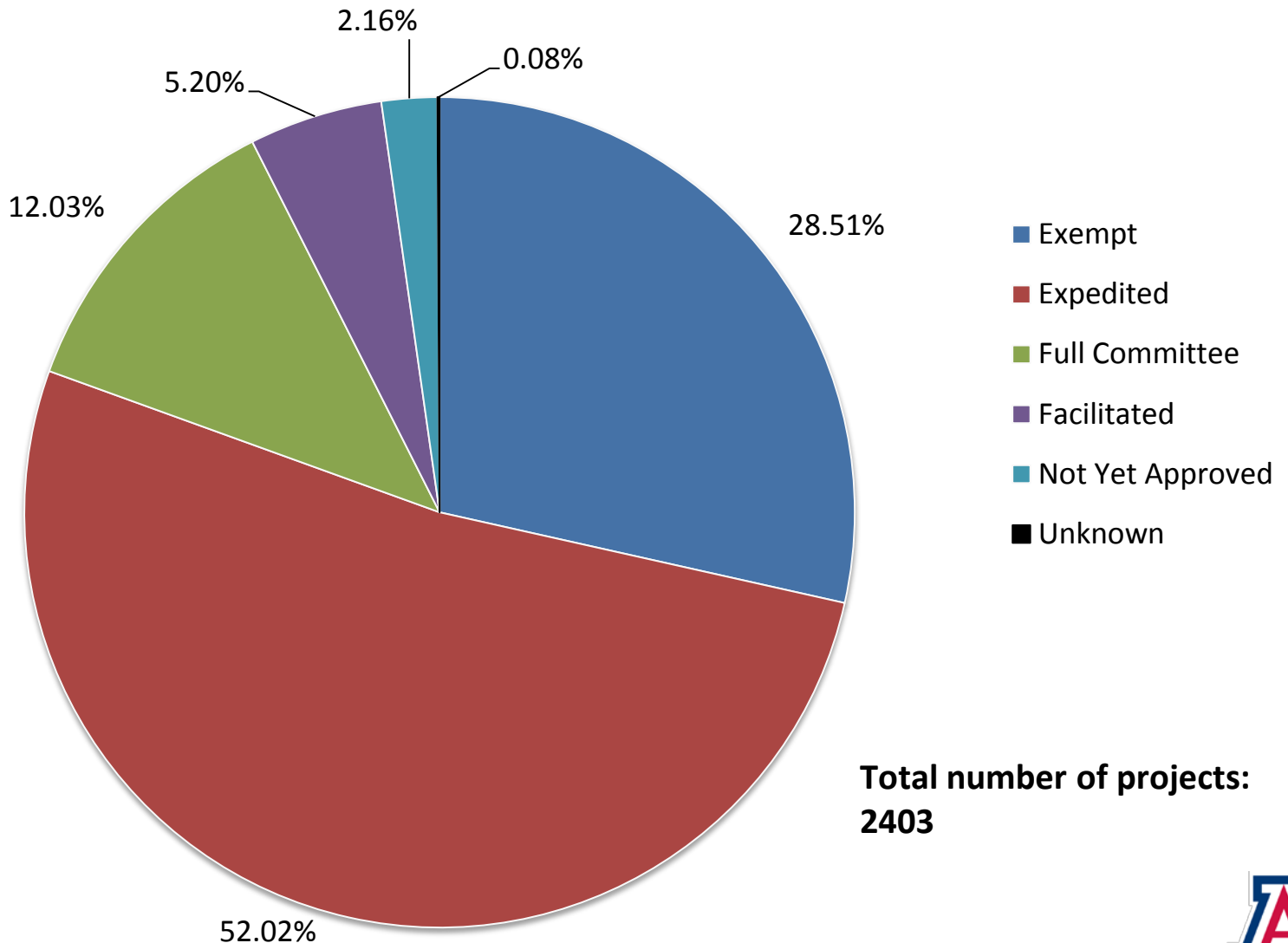
Summary

- **Open Projects: 2403**
 - *exempt (2008-2010), expedite, full committee, facilitated
- **New Project Submissions for 2010: 1003**
 - *2009: 1171
- **Number of Investigators (PI/Co-PI) listed on new project submission: 1045**
- **Received new project submissions from every college at the University of Arizona except for the Outreach College**
- **Number of Departments/Units that submitted a new project in 2010: 144**
 - *as disclosed by the principal investigator
- **Average number of calendar days from receipt to approval for a new submission: 35 (median: 29)**
 - *2009: average was 53 days; median was 42
- **Number of projects that took at least 100 calendar days to approve: 48**
 - *2009: 106
- **2010 Administrative Closures: 472**
 - *2009: 462

All Open Projects - Level of Review

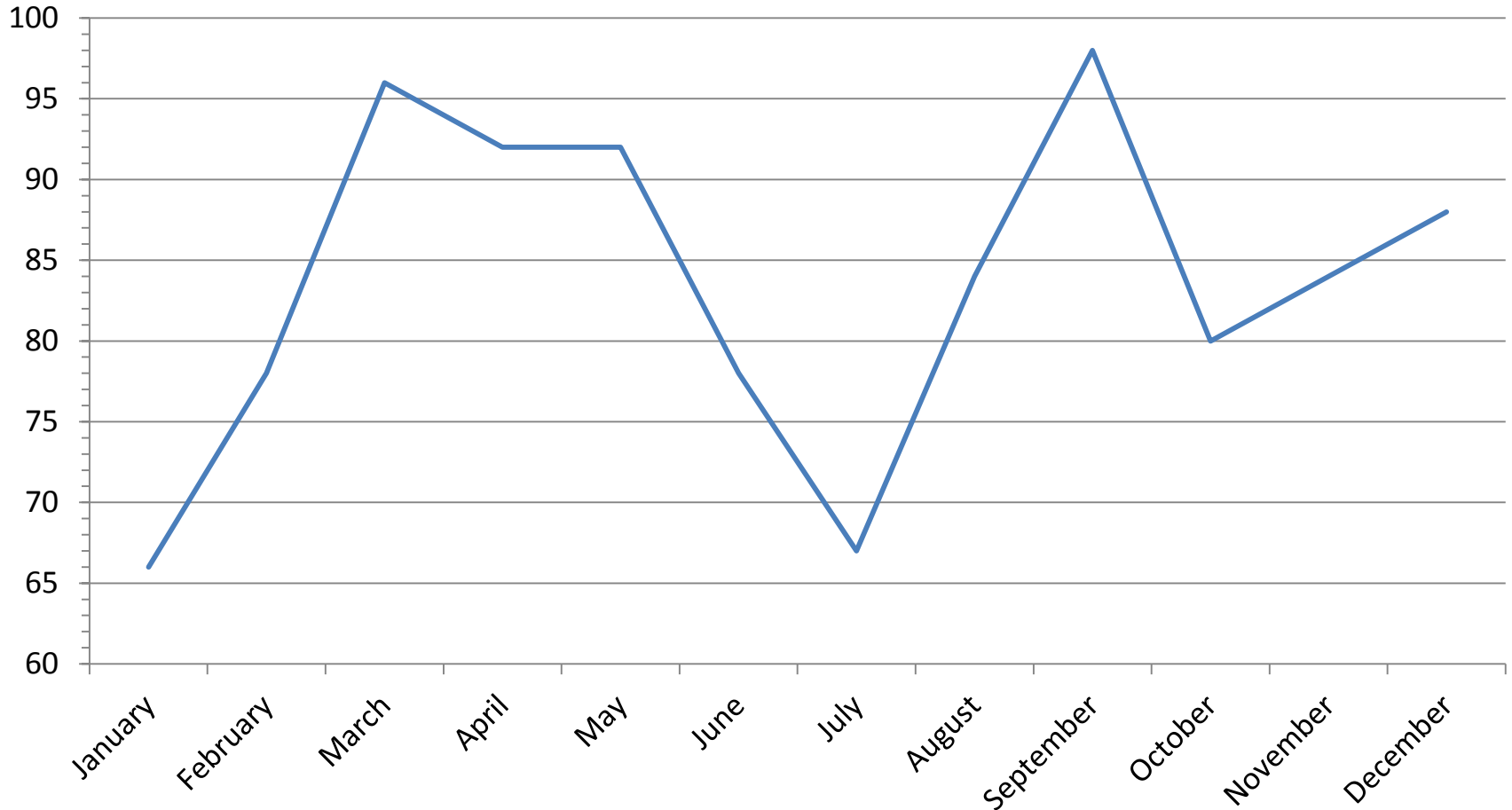


All Open Projects - Current Level of Review



Number of New Projects Received by Month

total = 1003

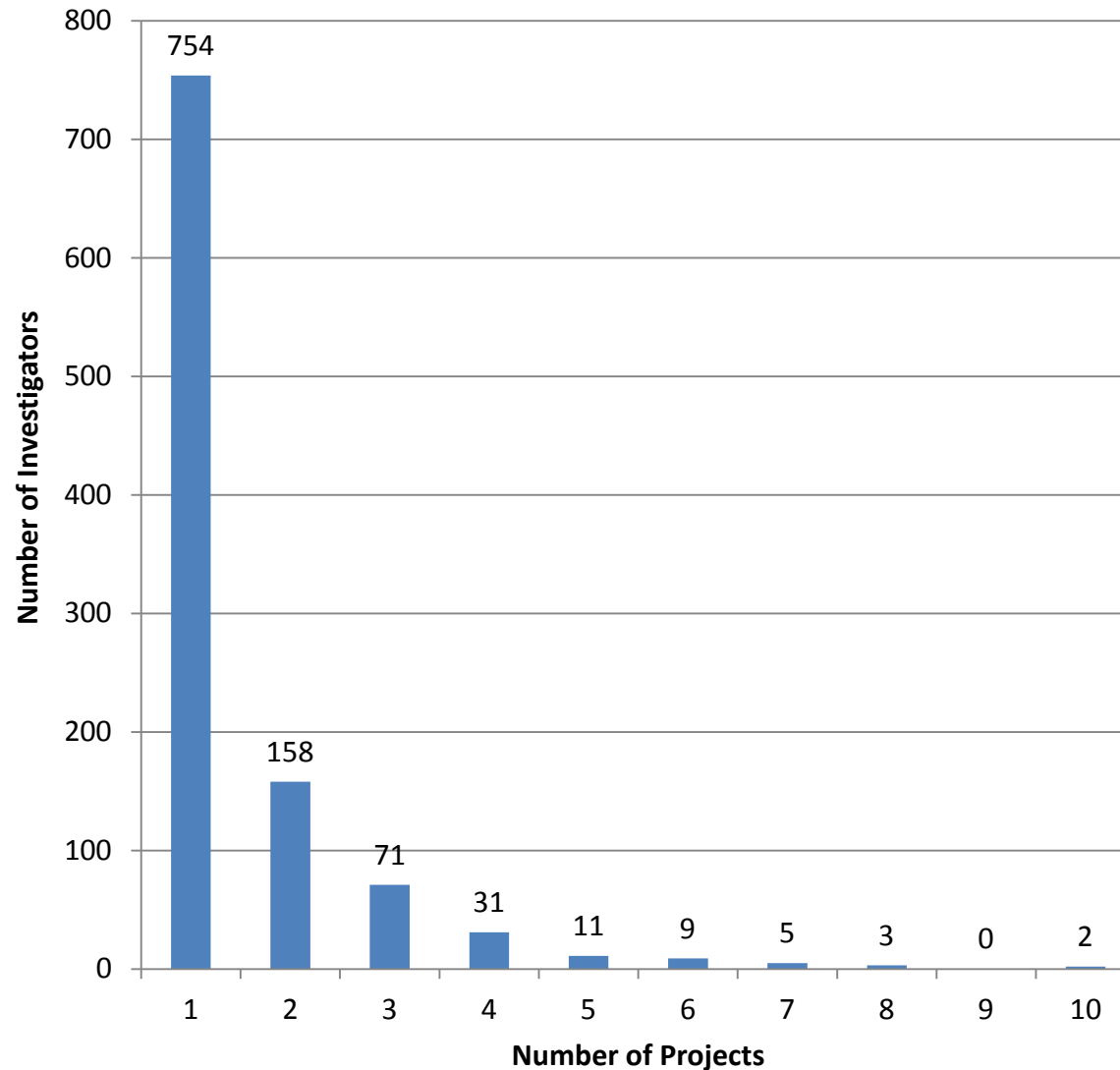


Project Volume by Month

September	98	9.77%
March	96	9.57%
April	92	9.17%
May	92	9.17%
December	88	8.77%
November	84	8.37%
August	84	8.37%
October	80	7.98%
June	78	7.78%
February	78	7.78%
July	67	6.68%
January	66	6.58%
Total	1003	

2010 Submissions by PI/Co-PI

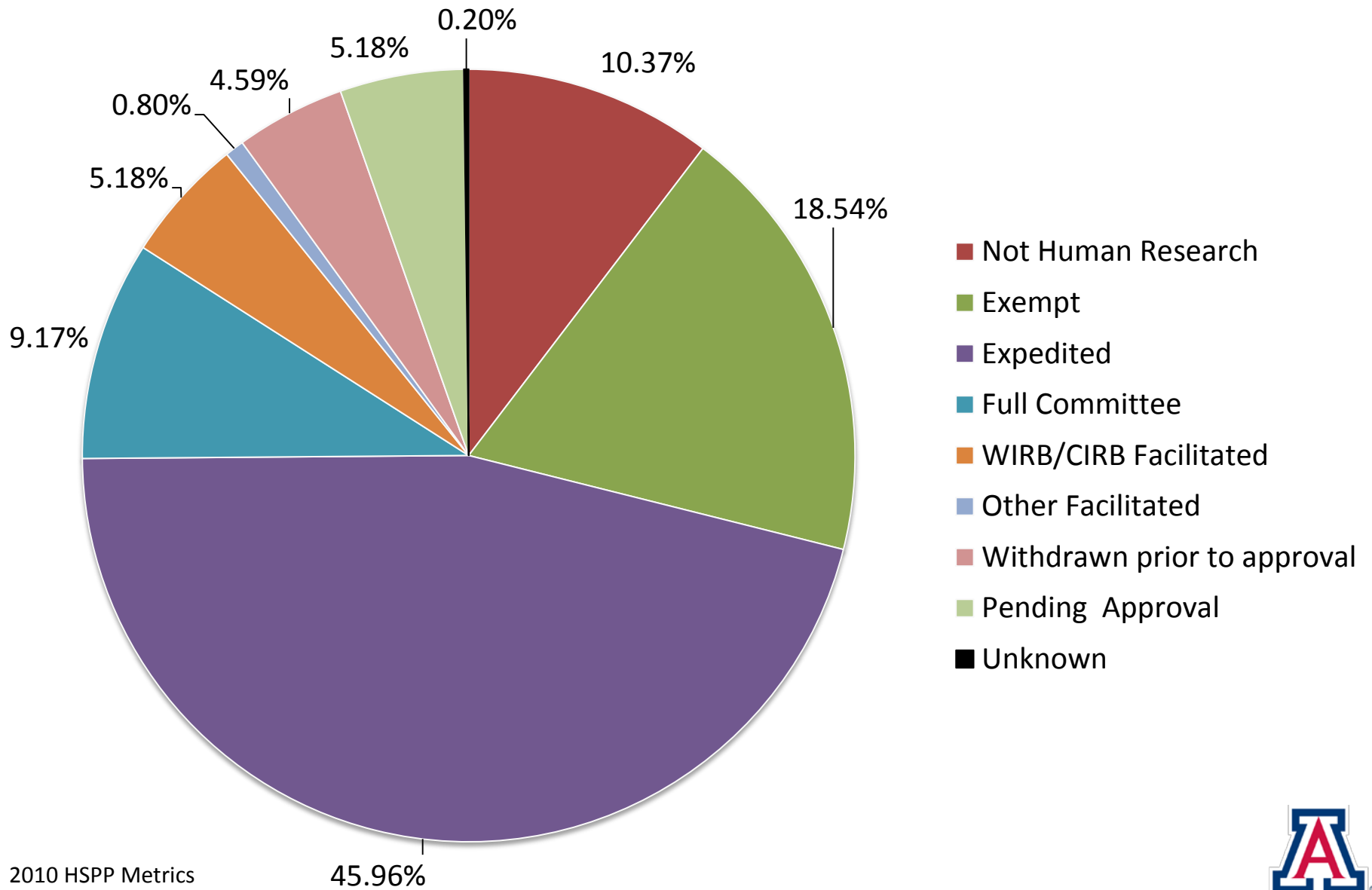
Total number of investigators: 1045



Projects by Review Level

Not Human Research	104
Exempt	186
Expedited	461
Full Committee	92
WIRB/CIRB Facilitated	52
Other Facilitated	8
Withdrawn prior to approval	46
Pending Approval	52
Unknown	2

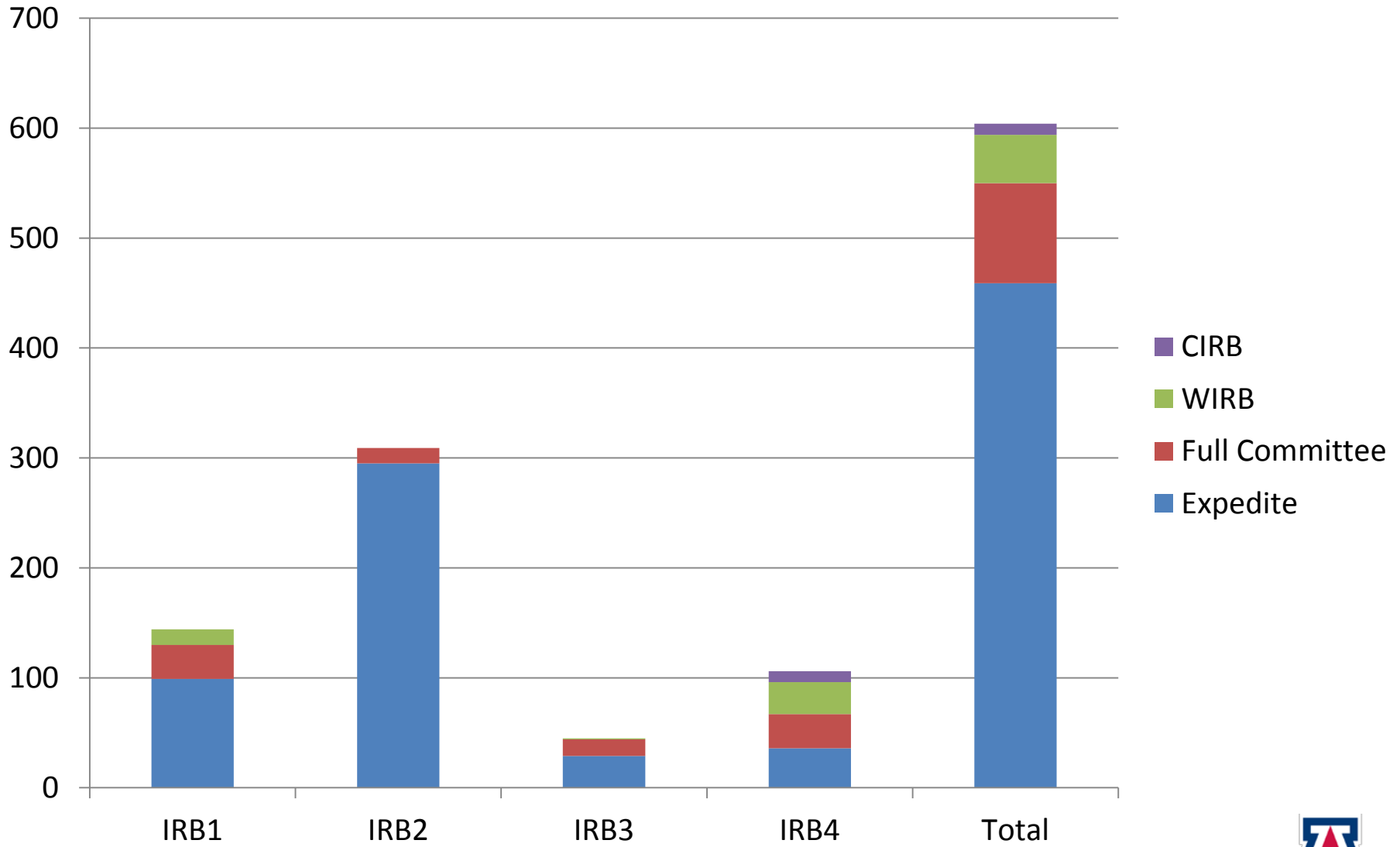
New Projects by Review Level



2010 HSPP Metrics
Compiled by: Wendy Tate, PSM, CIP
January 25, 2011



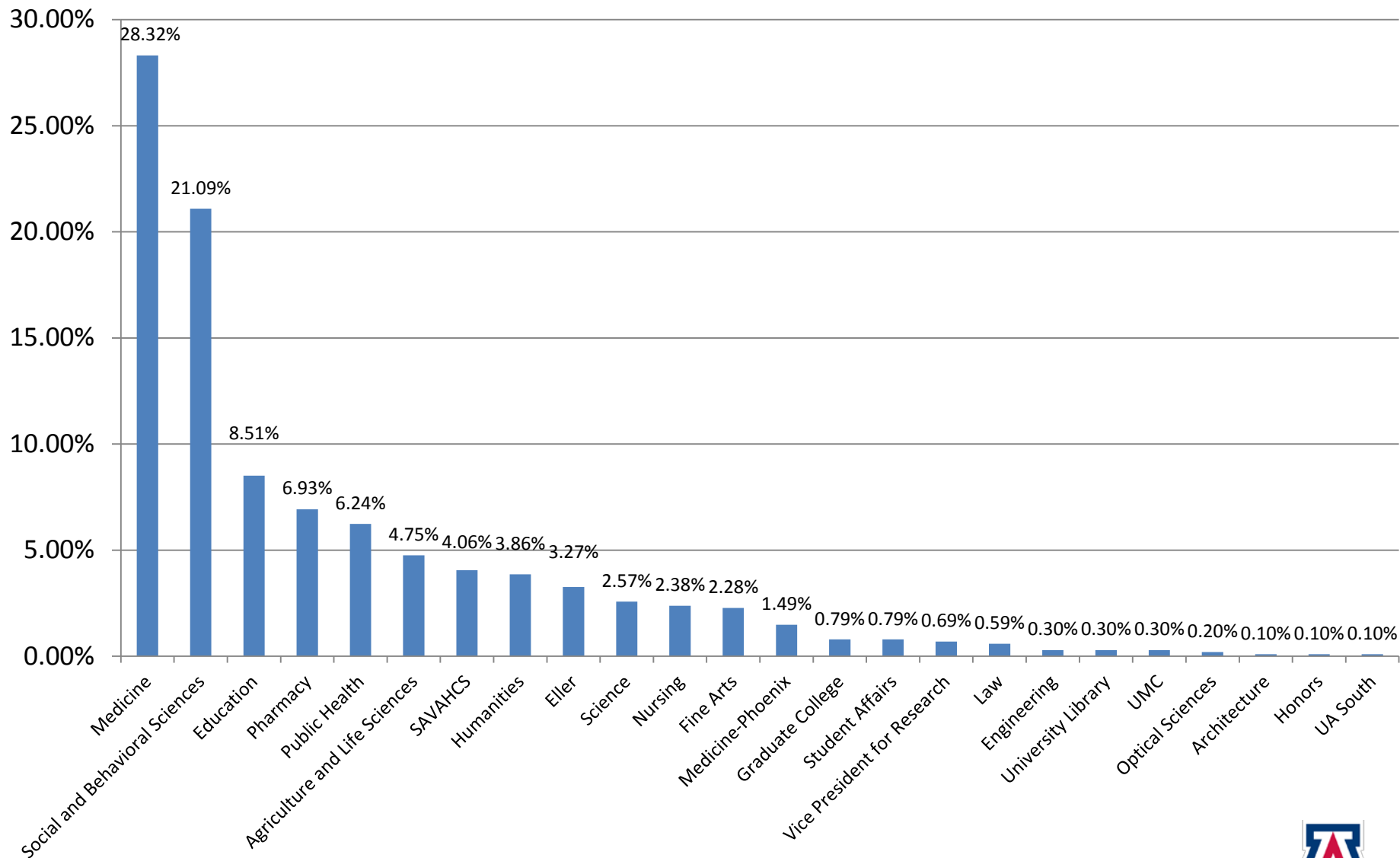
2010 New Projects by Committee and Review Type



2010 New Submissions Requiring Committee Processing

	Expedite	Full Committee	WIRB	CIRB	Total	
IRB1	99	31	14	0	144	23.84%
IRB2	295	14	0	0	309	51.16%
IRB3	29	15	1	0	45	7.45%
IRB4	36	31	29	10	106	17.55%
Total	459	91	44	10	604	
	75.99%	15.07%	7.28%	1.66%		

2010 New Project Submissions by College/Institution



2010 HSPP Metrics

Compiled by: Wendy Tate, PSM, CIP

January 25, 2011



2010 New Submissions by Unit

75 Projects

Arizona Cancer Center

47 Projects

Psychology

45 Projects

Surgery

40 Projects

Pharmacy Practice and Science

37 Projects

Anthropology

25 Projects

Pharmacy – Undeclared

Teaching, Learning and Sociocultural Studies

24 Projects

Nursing

22 Projects

Pediatrics

Health Promotion Sciences

20 Projects

Geography and Regional Development

Speech, Language and Hearing Science

19 Projects

Communication

Sociology

17 Projects

Public Health – Undeclared

Family and Consumer Science

Management and Organization

15 Projects

College of Medicine - Phoenix

14 Projects

Disability and Psychoeducational Studies

Music

Linguistics

13 Projects

Agricultural Education

Emergency Medicine

12 Projects

Cardiology

Family and Community Medicine

Community, Environment and Policy

11 Projects

Educational Policy Studies and Practice

Educational Psychology

Medicine

Radiation Oncology

10 Projects

Arizona Respiratory Center

Epidemiology and Biostatistics

9 Projects

Spanish and Portuguese

8 Projects

Obstetrics and Gynecology

Ophthalmology and Vision Science

SAVAHCS – Cardiology

SAVAHCS – Pharmacy

Educational Leadership

2010 New Submissions by Unit

7 Projects

Second Language Acquisition and Teaching
Pathology
Psychiatry
Radiology
Science – Undeclared
Economics
History
Student Affairs
Nutritional Sciences
Higher Education
Marketing

6 Projects

Law
Physiology
SAVAHCS – Undeclared
Philosophy
Language, Reading and Culture
Arid Land Resources Sciences
English

5 Projects

East Asian Studies
SAVAHCS – Medical Services
Molecular and Cellular Biology
Southwest Institute for Research on Women
Neurology

4 Projects

Mathematics
Udall Center
Arthritis Center
Gastroenterology
Orthopedic Surgery
Natural Resources and Environment
Management and Information Systems
Art

3 Projects

Internal Medicine
SAVAHCS – Psychiatry
Chemistry and Biochemistry
Computer Science
Physics
Latin American Studies
University Medical Center

2 Projects

American Indian Studies
SAVAHCS – Gastroenterology
English
Gender and Women’s Studies
University Library
Near Eastern Studies
Anesthesiology
Arizona Center on Aging
Cell Biology and Anatomy
Immunobiology
Nephrology
Optical Sciences
Pharmaceutical Sciences
Poison Control Center
Yavapai County
Teaching and Teacher Education
Eller – Undeclared
Government and Public Policy
Art Education
Theater Arts
History
American Indian Studies

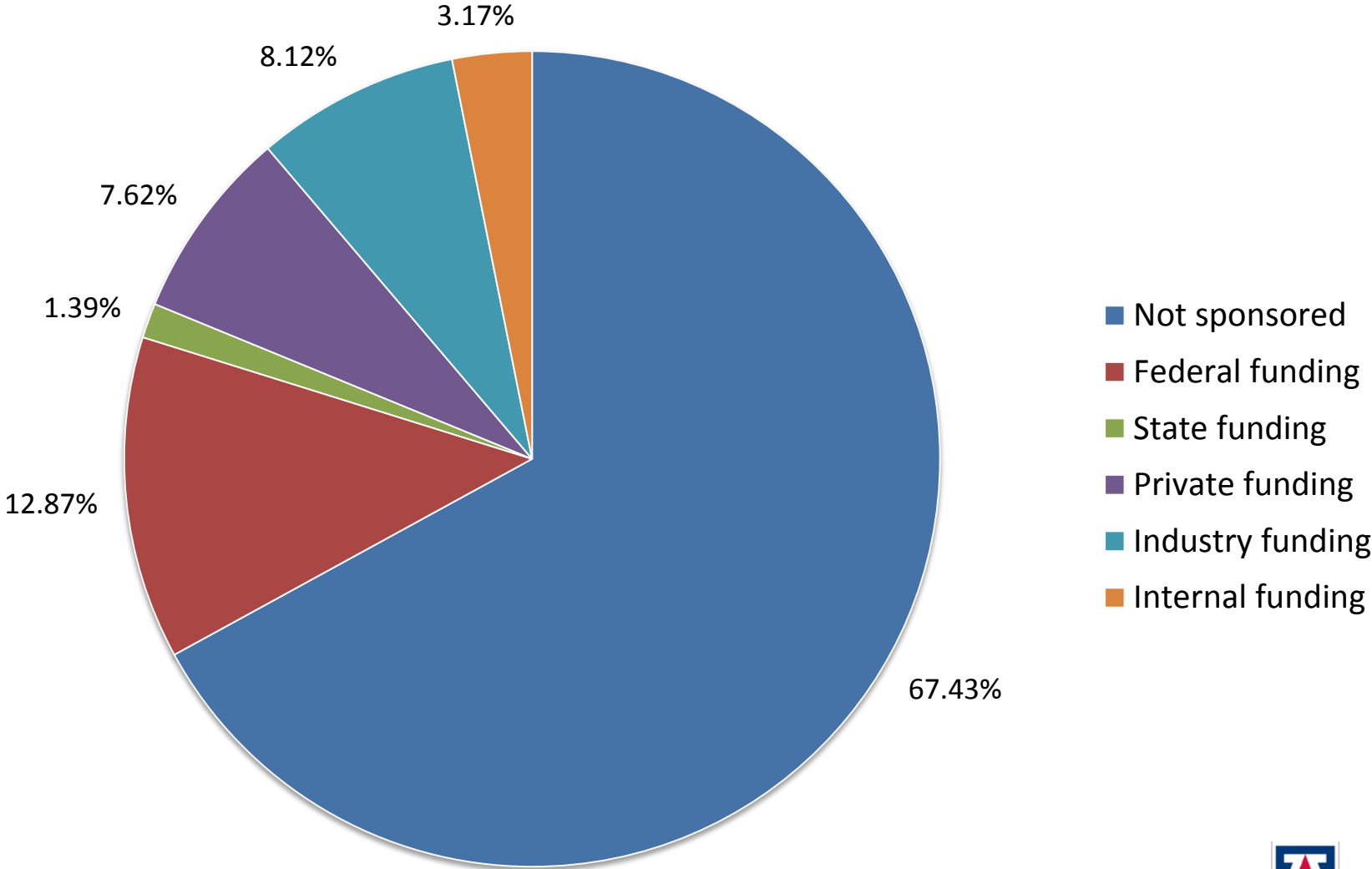
2010 New Submissions by Unit

1 Project

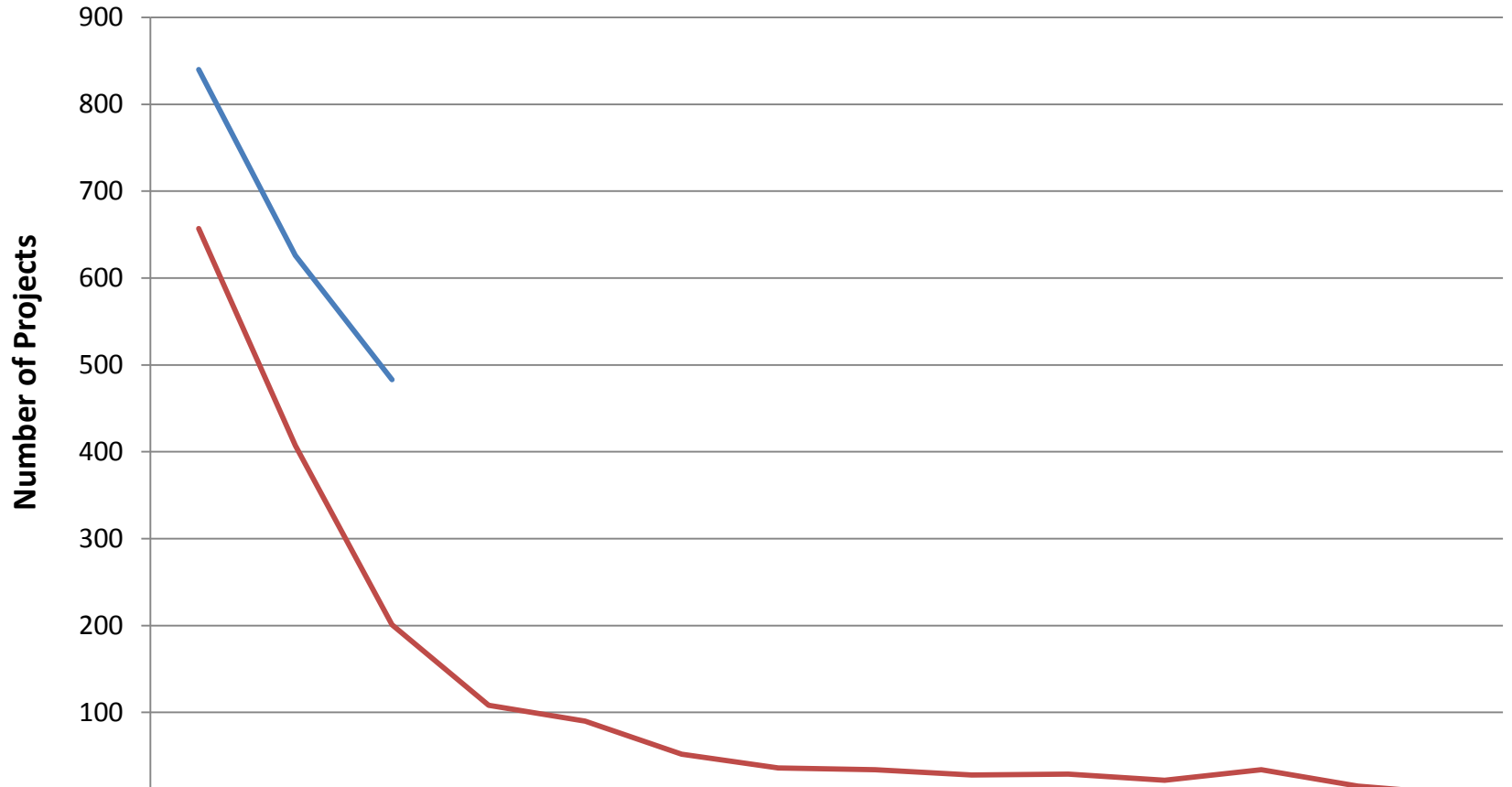
SAVAHCS – Endocrinology
SAVAHCS – Nephrology
SAVAHCS – Neurosurgery
SAVAHCS – Podiatry
SAVAHCS – Renal
SAVAHCS – Research Service
SAVAHCS – Respiratory Center
SAVAHCS – Southwest Blind Rehabilitation Center
SAVAHCS – Surgical Care
Ecology and Evolutionary Biology
Cognitive Sciences
Information Resources and Library Sciences
Journalism
Mexican American/Raza Studies
Psychology
Vice President for Research – Undeclared
Arizona Research Labs
Strategic Alternative Learning Techniques Center
Network for Info Counseling
Physiological Sciences
Office of Instruction and Assessment
Humanities Administration
Journalism

Center for Hope
Health Education
Policy & Management
Agriculture and Life Sciences – Undeclared
Maricopa Agriculture Center
Pima County Cooperative Extension
Water Sustainability Program
Land and Property Planning
Arizona Health Sciences Center Library
Education Psychology
Special Education, Rehabilitation and School Psychology
Entrepreneurship
Engineering – Undeclared
Aero and Mechanical Engineering
Electrical and Computer Engineering
Music Education
Interdisciplinary Studies
Africana Studies
Asian Pacific American Student Affairs
Center for Middle Eastern Studies
French and Italian
German Studies
Institute of the Environment

Distribution of Funding Source for 2010 New Projects



Age of Open Projects

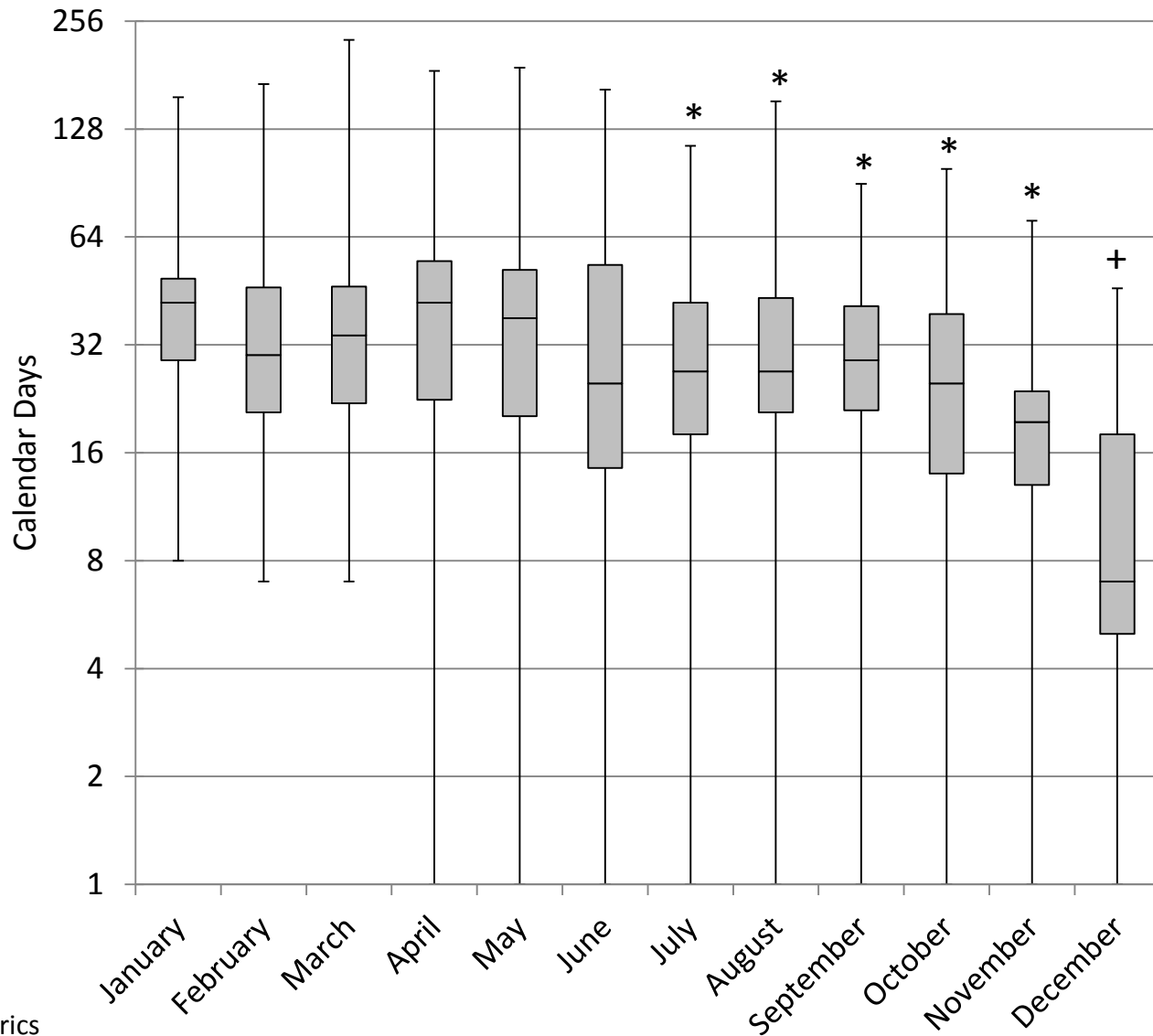


	>1	1	2	3	4	5	6	7	8	9	10	11-15	16-20	Over 20
— Including Exempts	840	626	483											
— Excluding Exempts	657	407	201	108	90	52	36	34	28	29	22	34	15	6

Age in Years



Time from Receipt to Approval



* $p < 0.05$

+ Not calculated due to outstanding projects



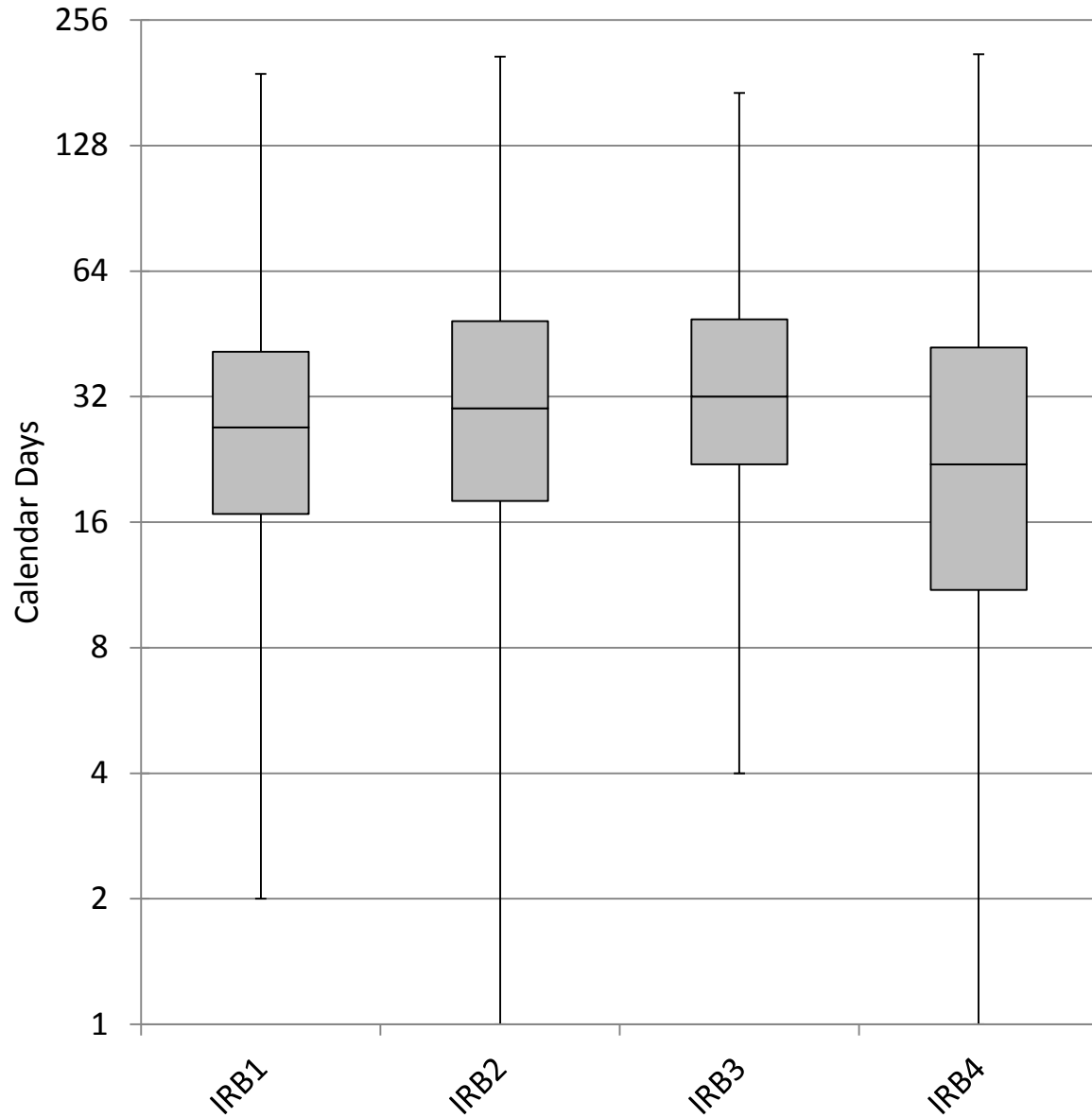
Time from Receipt to Approval By Month

Time in calendar days

	Minimum	25 th percentile	Median	75 th percentile	Maximum	Projects Outstanding
January	8	29	42	49	157	0
February	7	21	30	46	171	1
March	7	22	34	47	227	0
April	1	23	42	55	186	2
May	1	20	38	52	190	2
June	1	15	25	54	165	1
July *	1	18	27	42	115	0
August *	1	21	27	43	153	5
September *	1	21	29	41	90	5
October *	1	14	25	39	99	5
November *	1	13	20	24	71	6
December	1	5	7	18	46	25
All 2010	1	17	29	44	227	52

* p<0.05

Time from Receipt to Approval

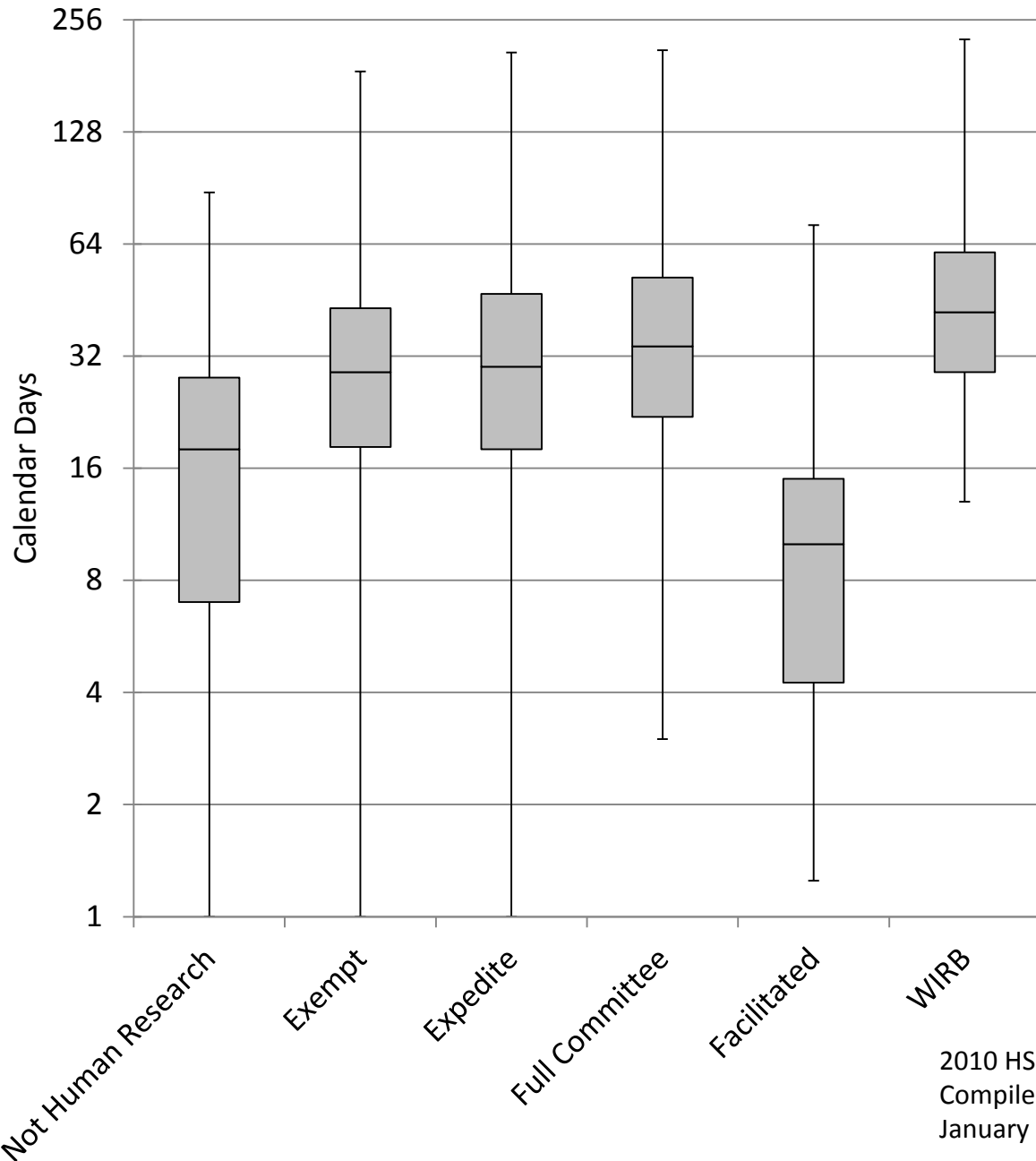


Time from Receipt to Approval By IRB

Time in calendar days

	Minimum	25 th percentile	Median	75 th percentile	Maximum
IRB1	2	17	27	41	190
IRB2	1	18	30	49	209
IRB3	4	22	32	49	171
IRB4	1	11	22	42	212

Time from Receipt to Approval



Time from Receipt to Approval By Review Level

Time in calendar days

	Minimum	25 th percentile	Median	75 th percentile	Maximum
Not Human Research	1	7	18	28	88
Exempt	1	18	29	43	186
Expedite	1	18	30	47	209
Full Committee	3	22	34	52	212
Facilitated	0	4	10	15	72
WIRB*	13	29	42	60.75	227

*UA receipt through WIRB approval

SAVAHCS Information

SAVAHCS Protocols

2010 New: 41

Total: 148 (6.16% of all open projects)

Percent of IRB3 Coordinator time spent on VA: 78.57%

Percent of HSPP Office time spent on VA*: 9.82%

* IRB1-4 coordinators and associates only (8 FTE) and assuming that no other coordinators or associates do SAVAHCS processing and all employees process the same amount of work